

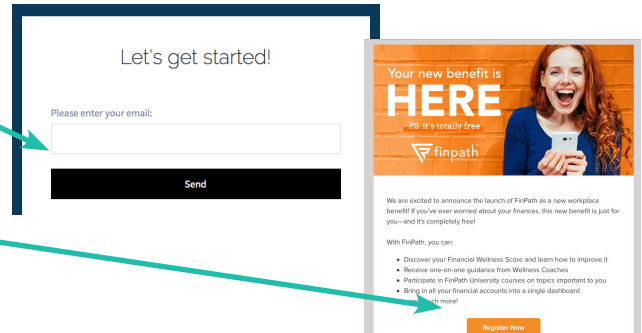
Registration Instructions



1. Visit www.finpathwellness.com and click the **Register** button on the top right corner.



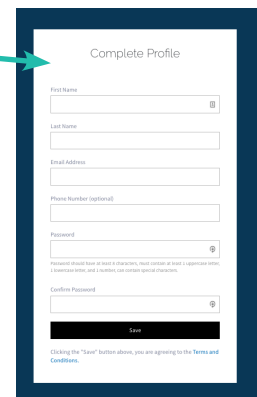
2. Type in the **email** your employer has on file and look in your inbox for an email with your own personal activation link.



Click the **Register Now** button to continue.

3. The next page will prompt you to enter some **personal information**.

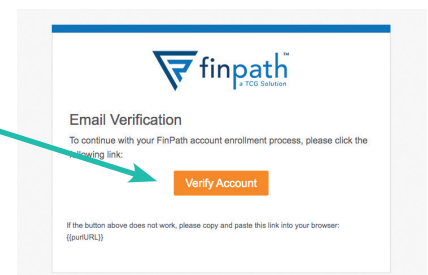
- Enter your **name** and your **email address**.
- Enter a **password** for your account that meets the security conditions noted below the text field.
- Click **Continue**.



Please note: If you are unable to advance from this screen, please double check that all your information is correct. Please contact 833-777-6545 for assistance if you continue to receive errors.

4. A **verification email** will then be sent to authenticate the account. Click the link when you receive it.

Please allow a few minutes receive the code. Be sure to check your spam or junk folders if you do not see the email.



6. You are done! **Log in** and begin using FinPath!

Get started by accessing the Wellness Score Analyzer!

