

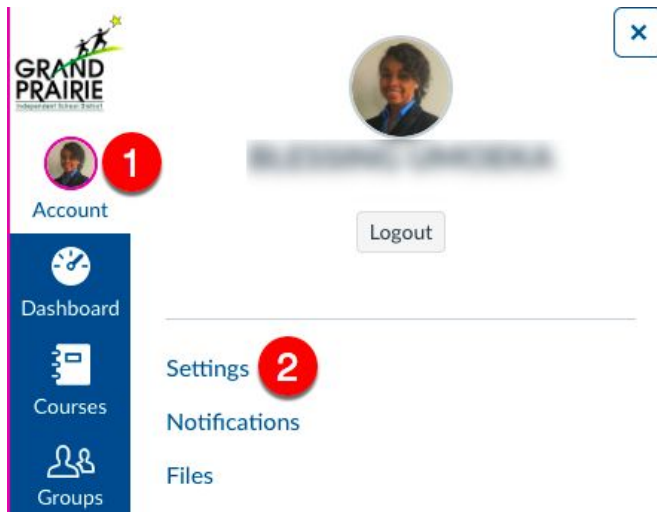
Canvas: Create an Account - Parent App Pairing Code

Check your child's progress in Canvas!

GET THE PAIRING CODE: Ask your child to do the following while logged into Canvas using a web browser, NOT the Canvas app -

<https://gpsid.instructure.com/login/canvas>:

1. Click/tap on **Account > Settings**:



2. Click/tap the **Pair with Observer** button at right:



3. Write down the alphanumeric code shown. It is **case-sensitive**! You'll need this to add to YOUR account. Click/tap **OK** when done.

Canvas: Create an Account - Parent App Pairing Code

Pair with Observer ✕

Share the following pairing code with an observer to allow them to connect with you. This code will expire in seven days, or after one use.

CREATE ACCOUNT: First, create an account using the following URL in a web browser:

1. Go to <https://gpsid.instructure.com/login/canvas> and click on **Click Here For an Account:**

2. Complete the following fields and include the **Student Pairing Code** you wrote down previously. It is case-sensitive! Check the box to agree to the terms, and tap the **Start Participating** button:

Canvas: Create an Account - Parent App Pairing Code

gpsid.instructure.com

Parent Signup ×

Your Name

Your Email

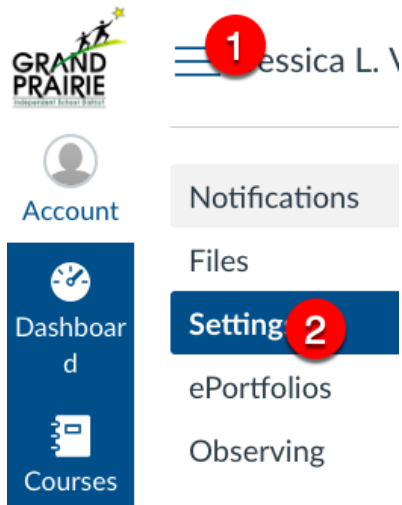
Password

Re-enter Password

Student Pairing Code [What is a pairing code?](#)

You agree to the terms of use and acknowledge the privacy policy.

3. You'll be logged in immediately to your child's account.
4. To add another child, click the **More** menu, then **Settings**:



5. Click **Observing**, add the second child's code, and click the add **Student** button. Notice the students being observed are listed at the bottom:

Canvas: Create an Account - Parent App Pairing Code

GRAND PRAIRIE
Independent School District

Jessica L. [redacted] > Observing

Account

Notifications

Files

Settings

ePortfolios

Observing 3

Observing

Student Pairing Code **4**

+ Student **5**

Students Being Observed

- ELIJAH [redacted]
- ZACHARIAH [redacted]

You'll receive an email titled "Confirm Registration: Canvas" from Canvas LMS. You'll be asked to click a link to confirm your registration and accept the user terms of agreement.


USE THE APP: Download the **Canvas Parent App** from the App Store or from the Google Play Store to get the best benefits!

1. Open the app and tap **Find my school**:



Canvas: Create an Account - Parent App Pairing Code

2. Type "grand" to search. Select **Grand Prairie ISD - Parents**.

< 

What's your school's name?

grand

Le Grand Union High School

Diocese of Grand Rapids

Grand County School District

Grand Prairie ISD - Parents

Grand Prairie ISD

Diocese of Grand Rapids - Parent

Grandview ISD

Can't find your school? Try typing the full school URL. [Tap here for help.](#)

3. Login with the credentials you used to create your account!
4. ENJOY Observing!