

GPISD Self Service – Reset Password Tool

Step #1: Registering -You will have to register first, before you can reset your password. Proceed to Step#2 (page 3), if you have registered.

Step #1

Please login with your Windows username & password.

Update Your Profile Efficiently :

User Registration
Establish your identity via registration

Self Update
Update your contact information

GPISD

ManageEngine
ADSelfService^{plus}

Sign in

User Name:

Password:

Log on to: GPISD

Case-Insensitive

Login

Reset Password
Reset your forgotten password

Click Here

Welcome! This portal offers you the power of password self-service!

- Password self-service: Reset password yourself when you forget it!
- Self-service Account Unlock: Unlock the computer, when you are locked out of it.
- Self-service Directory Update: Update the changes in contact details yourself! And more..

Enroll now to enjoy these benefits! [Click Here](#)

Answer your security questions.

User Registration

The information you provide here would be used to authenticate you when attempt to reset password or unlock your account.

Security Q & Ans

Length Specification

- The minimum length of the answer(s) should be 5 characters and maximum allowed is 255 characters

Register Your Security Q & Ans

Q: -----Please Select a Question-----

Answer:

Confirm Answer:

Q: -----Please Select a Question-----

Answer:

Confirm Answer:

Hide Answer(s)

Enroll

Click Enroll after answering the two security questions.

User Registration

The information you provide here would be used to authenticate you when attempt to reset password or unlock your account.

Security Q & Ans

Length Specification

- The minimum length of the answer(s) should be 5 characters and maximum allowed is 255 characters

Register Your Security Q & Ans

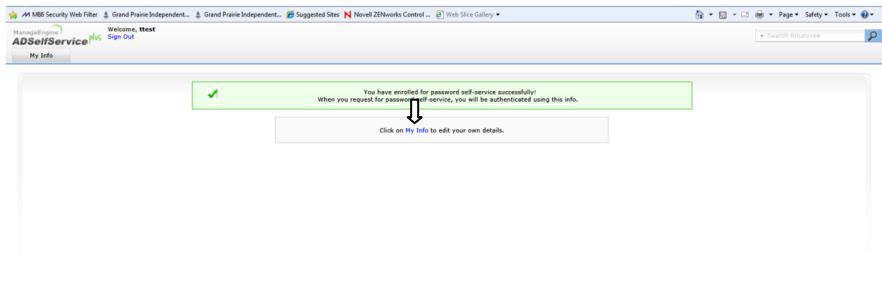
Q: What is the name of your favourite cousin ?

Q: Who is your childhood hero ?

Hide Answer(s)

Enroll

You have enrolled confirmation screen will appear. Please click My Info.



Update the following:

- General Tab: Telephone Number (campus#)
- Contact Tab: Home Phone & Mobile (optional)
- Address Tab: Click on drop down menu & select your Home campus address
- Organization Tab: Job Title & Room Number (Home Campus)


A screenshot of the 'Self Update' form in ADSelfService Plus. The form is titled "Self Update" and includes a "Help" icon. It contains several sections: "General" with fields for First name (Trina), Last name (Test), Display name (Trina Test), Description, Office, Telephone Number, Web Page (www.gpsid.org), Employee Number, E-mail, and ssid; "Contact" with fields for Home Phone, Mobile, Notes, and Fax; "Address" with a Street dropdown menu (2602 South Belt Line Road), PO Box, City (Grand Prairie), State, Zip, and Country/region (United States); and "Organization" with fields for Job Title, Company (Grand Prairie ISD), Home Campus (Adams), and Room Number. An "Update" button is at the bottom.

Click Update & Sign Out

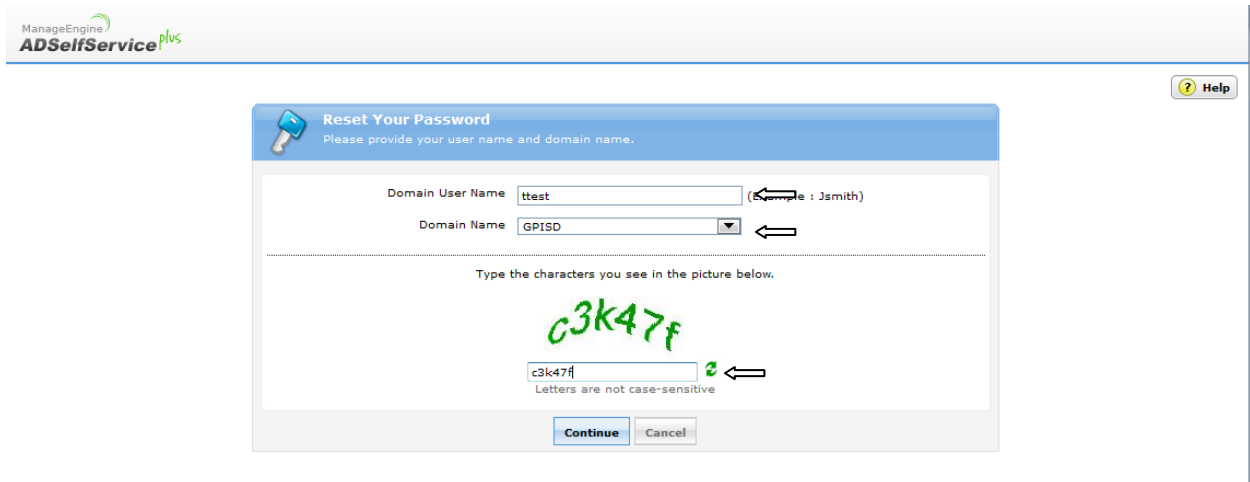
A screenshot of the 'Self Update' form in ADSelfService Plus, showing a successful update. A green notification box at the top says: "Successfully updated the user properties." The form fields are now populated with updated values: Telephone Number (972-237-9413), Home Phone, Mobile, Notes, Fax, State, Zip, Country/region (United States), Job Title (Helpdesk), Company (Grand Prairie ISD), Home Campus (Adams), and Room Number (Technology). An arrow points to the "Update" button at the bottom.

Step #2

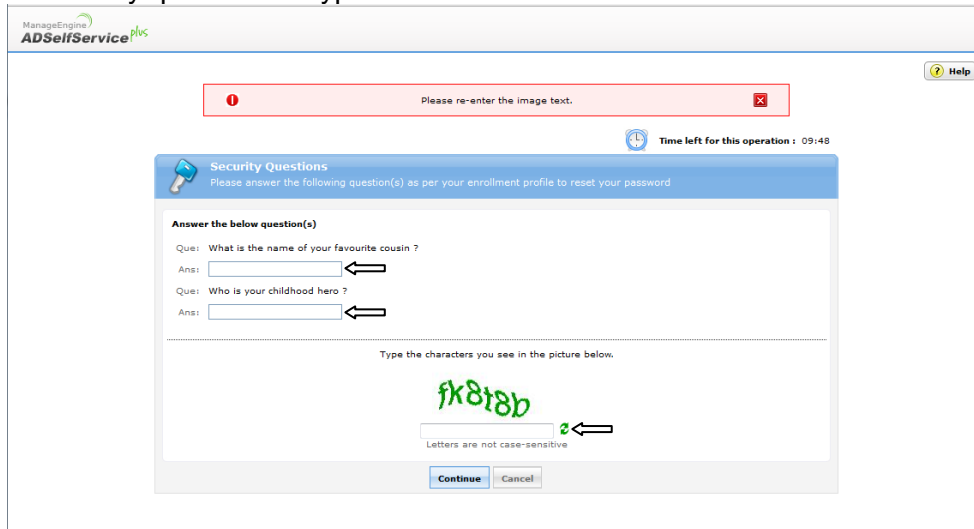
Please click on reset password.



Enter your username, the domain remains the same & type the characters.



Answer your security questions & type the characters.



Enter a new password in the boxes below


Reset Password


Please enter a new password in the boxes below:

Domain Password Policy Requirements


- The minimum password age is 0
- The maximum password age is 120
- The minimum password length is 8
- No. of Password Remembered is 24
- The password complexity property is Enabled


Reset Password

New Password :  Password Strength : **Good**


Confirm New Password : 

Type the characters you see in the picture below.




Letters are not case-sensitive

Your password has been reset successfully. Click Back to home.

 The password reset has been done successfully.
Proceed with your normal operations. [\[Back to home\]](#) 